



Single Assessment Institution-Level Pass Rate Data: Traditional Teacher Preparation Program Within IHE

| | |
|--|--|
|  | HEOA - Title II 2018 - 2019 Academic Year |
| | Institution Name UNIVERSITY ARKANSAS FAYETTEVILLE |
| | Institution Code 6866 |
| | State Arkansas |

February 3, 2020

| Assessment Information ¹ | Group | Number Taking Assessment | Number Passing Assessment | Institutional Pass Rate | Institutional Average Scaled Score | Assessment Cut Score ² | Statewide | | | |
|--|---|--------------------------|---------------------------|-------------------------|------------------------------------|-----------------------------------|--------------------------|---------------------------|---------------------|--------------------------------|
| | | | | | | | Number Taking Assessment | Number Passing Assessment | Statewide Pass Rate | Statewide Average Scaled Score |
| AGRICULTURE (5701) Test Company: ETS Score Range: 100-200 | All enrolled students who have completed all nonclinical courses, 2018-19 | | | | | | 3 | | | |
| | Other enrolled students, 2018-19 | | | | | | 3 | | | |
| | All program completers, 2018-19 | 4 | | | | 147 | 21 | 21 | 100% | 169 |
| | All program completers, 2017-18 | 3 | | | | 147 | 27 | 26 | 96% | 168 |
| | All program completers, 2016-17 | 6 | | | | 147 | 26 | 26 | 100% | 169 |
| ART CONTENT AND ANALYSIS (5135) Test Company: ETS Score Range: 100-200 | All enrolled students who have completed all nonclinical courses, 2018-19 | | | | | | | | | |
| | Other enrolled students, 2018-19 | | | | | | | | | |
| | All program completers, 2018-19 | | | | | | | | | |
| | All program completers, 2017-18 | | | | | | 1 | | | |
| | All program completers, 2016-17 | 5 | | | | 161 | 23 | 22 | 96% | 169 |
| ART CONTENT KNOWLEDGE (5134) Test Company: ETS Score Range: 100-200 | All enrolled students who have completed all nonclinical courses, 2018-19 | | | | | | 7 | | | |
| | Other enrolled students, 2018-19 | | | | | | 11 | 6 | 55% | 160 |
| | All program completers, 2018-19 | 8 | | | | 158 | 41 | 40 | 98% | 170 |
| | All program completers, 2017-18 | 7 | | | | 158 | 34 | 31 | 91% | 169 |
| | All program completers, 2016-17 | 8 | | | | 158 | 13 | 11 | 85% | 164 |
| BIOLOGY CONTENT KNOWLEDGE (0235) Test Company: ETS Score Range: 100-200 | All enrolled students who have completed all nonclinical courses, 2018-19 | | | | | | 2 | | | |
| | Other enrolled students, 2018-19 | | | | | | 7 | | | |
| | All program completers, 2018-19 | 5 | | | | 142 | 20 | 20 | 100% | 168 |
| | All program completers, 2017-18 | 7 | | | | 142 | 24 | 24 | 100% | 161 |
| | All program completers, 2016-17 | 6 | | | | 142 | 20 | 20 | 100% | 166 |


Single Assessment Institution-Level Pass Rate Data: Traditional Teacher Preparation Program Within IHE

| | |
|--|--|
|  | HEOA - Title II 2018 - 2019 Academic Year |
| | Institution Name UNIVERSITY ARKANSAS FAYETTEVILLE |
| | Institution Code 6866 |
| | State Arkansas |


February 3, 2020

| Assessment Information ¹ | Group | Number Taking Assessment | Number Passing Assessment | Institutional Pass Rate | Institutional Average Scaled Score | Assessment Cut Score ² | Statewide | | | | |
|--|---|--------------------------|---------------------------|-------------------------|------------------------------------|-----------------------------------|--------------------------|---------------------------|---------------------|--------------------------------|--|
| | | | | | | | Number Taking Assessment | Number Passing Assessment | Statewide Pass Rate | Statewide Average Scaled Score | |
| BUSINESS ED CONTENT KNOWLEDGE (5101) Test Company: ETS Score Range: 100-200 | All enrolled students who have completed all nonclinical courses, 2018-19 | | | | | | 2 | | | | |
| | Other enrolled students, 2018-19 | 1 | | | | 154 | 4 | | | | |
| | All program completers, 2018-19 | 1 | | | | 154 | 4 | | | | |
| | All program completers, 2017-18 | 4 | | | | 154 | 9 | | | | |
| | All program completers, 2016-17 | 8 | | | | 154 | 13 | 13 | 100% | 173 | |
| CHEMISTRY CONTENT KNOWLEDGE (0245) Test Company: ETS Score Range: 100-200 | All enrolled students who have completed all nonclinical courses, 2018-19 | | | | | | 2 | | | | |
| | Other enrolled students, 2018-19 | | | | | | 2 | | | | |
| | All program completers, 2018-19 | 3 | | | | 150 | 9 | | | | |
| | All program completers, 2017-18 | 1 | | | | 150 | 3 | | | | |
| | All program completers, 2016-17 | 2 | | | | 150 | 5 | | | | |
| COMPUTER SCIENCE - NEW (5652) Test Company: ETS Score Range: 100-200 | All enrolled students who have completed all nonclinical courses, 2018-19 | | | | | | 1 | | | | |
| | Other enrolled students, 2018-19 | | | | | | | | | | |
| | All program completers, 2018-19 | | | | | | | | | | |
| | All program completers, 2017-18 | | | | | | | | | | |
| | All program completers, 2016-17 | | | | | | | | | | |
| COMPUTER SCIENCE (5651) Test Company: ETS Score Range: 100-200 | All enrolled students who have completed all nonclinical courses, 2018-19 | | | | | | | | | | |
| | Other enrolled students, 2018-19 | | | | | | | | | | |
| | All program completers, 2018-19 | | | | | | | | | | |
| | All program completers, 2017-18 | 2 | | | | 159 | 4 | | | | |
| | All program completers, 2016-17 | | | | | | | | | | |

Single Assessment Institution-Level Pass Rate Data: Traditional Teacher Preparation Program Within IHE

|  | | HEOA - Title II 2018 - 2019 Academic Year | | | | | | | | |
|---|---|--|---------------------------|-------------------------|------------------------------------|-----------------------------------|--------------------------|---------------------------|---------------------|--------------------------------|
| Institution Name | | UNIVERSITY ARKANSAS FAYETTEVILLE | | | | | | | | |
| Institution Code | | 6866 | | | | | | | | |
| State | | Arkansas | | | | | | | | |
| | | | | | | | February 3, 2020 | | | |
| Assessment Information ¹ | Group | Number Taking Assessment | Number Passing Assessment | Institutional Pass Rate | Institutional Average Scaled Score | Assessment Cut Score ² | Statewide | | | |
| | | | | | | | Number Taking Assessment | Number Passing Assessment | Statewide Pass Rate | Statewide Average Scaled Score |
| CORE ACADEMIC SKILLS FOR ED: MATH (5732) Test Company: ETS Score Range: 100-200 | All enrolled students who have completed all nonclinical courses, 2018-19 | | | | | | | | | |
| | Other enrolled students, 2018-19 | | | | | | | | | |
| | All program completers, 2018-19 | | | | | | | | | |
| | All program completers, 2017-18 | 101 | 94 | 93% | 165 | 150 | 746 | 738 | 99% | 164 |
| | All program completers, 2016-17 | 142 | 142 | 100% | 171 | 150 | 956 | 952 | 100% | 166 |
| CORE ACADEMIC SKILLS FOR ED: READING (5712) Test Company: ETS Score Range: 100-200 | All enrolled students who have completed all nonclinical courses, 2018-19 | | | | | | | | | |
| | Other enrolled students, 2018-19 | | | | | | | | | |
| | All program completers, 2018-19 | | | | | | | | | |
| | All program completers, 2017-18 | 97 | 96 | 99% | 179 | 156 | 737 | 736 | 100% | 177 |
| | All program completers, 2016-17 | 140 | 140 | 100% | 181 | 156 | 952 | 951 | 100% | 179 |
| CORE ACADEMIC SKILLS FOR ED: WRITING (5722) Test Company: ETS Score Range: 100-200 | All enrolled students who have completed all nonclinical courses, 2018-19 | | | | | | | | | |
| | Other enrolled students, 2018-19 | | | | | | | | | |
| | All program completers, 2018-19 | | | | | | | | | |
| | All program completers, 2017-18 | 145 | 141 | 97% | 171 | 162 | 1054 | 1048 | 99% | 170 |
| | All program completers, 2016-17 | 170 | 169 | 99% | 172 | 162 | 1163 | 1162 | 100% | 171 |
| EARLY CHILDHOOD CONTENT KNOWLEDGE (5022) Test Company: ETS Score Range: 100-200 | All enrolled students who have completed all nonclinical courses, 2018-19 | | | | | | 1 | | | |
| | Other enrolled students, 2018-19 | | | | | | 3 | | | |
| | All program completers, 2018-19 | | | | | | 1 | | | |
| | All program completers, 2017-18 | | | | | | 10 | 10 | 100% | 176 |
| | All program completers, 2016-17 | 101 | 101 | 100% | 179 | 157 | 287 | 287 | 100% | 178 |


Single Assessment Institution-Level Pass Rate Data: Traditional Teacher Preparation Program Within IHE

| | |
|--|--|
|  | HEOA - Title II 2018 - 2019 Academic Year |
| | Institution Name UNIVERSITY ARKANSAS FAYETTEVILLE |
| | Institution Code 6866 |
| | State Arkansas |

February 3, 2020

| Assessment Information ¹ | Group | Number Taking Assessment | Number Passing Assessment | Institutional Pass Rate | Institutional Average Scaled Score | Assessment Cut Score ² | Statewide | | | |
|--|---|--------------------------|---------------------------|-------------------------|------------------------------------|-----------------------------------|--------------------------|---------------------------|---------------------|--------------------------------|
| | | | | | | | Number Taking Assessment | Number Passing Assessment | Statewide Pass Rate | Statewide Average Scaled Score |
| EARLY CHILDHOOD EDUCATION (5025) Test Company: ETS Score Range: 100-200 | All enrolled students who have completed all nonclinical courses, 2018-19 | | | | | | 1 | | | |
| | Other enrolled students, 2018-19 | | | | | | 1 | | | |
| | All program completers, 2018-19 | 1 | | | | 156 | 4 | | | |
| | All program completers, 2017-18 | 24 | 24 | 100% | 180 | 156 | 38 | 38 | 100% | 177 |
| | All program completers, 2016-17 | 1 | | | | 156 | 27 | 27 | 100% | 179 |
| EDUCATION OF YOUNG CHILDREN (5024) Test Company: ETS Score Range: 100-200 | All enrolled students who have completed all nonclinical courses, 2018-19 | | | | | | 1 | | | |
| | Other enrolled students, 2018-19 | | | | | | | | | |
| | All program completers, 2018-19 | 5 | | | | 160 | 8 | | | |
| | All program completers, 2017-18 | 3 | | | | 160 | 6 | | | |
| | All program completers, 2016-17 | | | | | | 3 | | | |
| ELEM ED MULTI SUBJ MATHEMATICS (DISC) (5033) Test Company: ETS Score Range: 100-200 | All enrolled students who have completed all nonclinical courses, 2018-19 | | | | | | | | | |
| | Other enrolled students, 2018-19 | | | | | | | | | |
| | All program completers, 2018-19 | | | | | | | | | |
| | All program completers, 2017-18 | | | | | | | | | |
| | All program completers, 2016-17 | | | | | | 1 | | | |
| ELEM ED MULTI SUBJ MATHEMATICS (5003) Test Company: ETS Score Range: 100-200 | All enrolled students who have completed all nonclinical courses, 2018-19 | | | | | | 133 | 110 | 83% | 171 |
| | Other enrolled students, 2018-19 | 99 | 98 | 99% | 182 | 157 | 282 | 260 | 92% | 177 |
| | All program completers, 2018-19 | 65 | 65 | 100% | 179 | 157 | 491 | 484 | 99% | 176 |
| | All program completers, 2017-18 | 39 | 39 | 100% | 180 | 157 | 430 | 425 | 99% | 176 |
| | All program completers, 2016-17 | 10 | 10 | 100% | 185 | 157 | 280 | 280 | 100% | 175 |


Single Assessment Institution-Level Pass Rate Data: Traditional Teacher Preparation Program Within IHE

| | |
|--|--|
|  | HEOA - Title II 2018 - 2019 Academic Year |
| | Institution Name UNIVERSITY ARKANSAS FAYETTEVILLE |
| | Institution Code 6866 |
| | State Arkansas |


February 3, 2020

| Assessment Information ¹ | Group | Number Taking Assessment | Number Passing Assessment | Institutional Pass Rate | Institutional Average Scaled Score | Assessment Cut Score ² | Statewide | | | |
|--|---|--------------------------|---------------------------|-------------------------|------------------------------------|-----------------------------------|--------------------------|---------------------------|---------------------|--------------------------------|
| | | | | | | | Number Taking Assessment | Number Passing Assessment | Statewide Pass Rate | Statewide Average Scaled Score |
| ELEM ED MULTI SUBJ READING LANG ARTS (DISC) (5032) Test Company: ETS Score Range: 100-200 | All enrolled students who have completed all nonclinical courses, 2018-19 | | | | | | | | | |
| | Other enrolled students, 2018-19 | | | | | | | | | |
| | All program completers, 2018-19 | | | | | | | | | |
| | All program completers, 2017-18 | | | | | | | | | |
| | All program completers, 2016-17 | | | | | | 1 | | | |
| ELEM ED MULTI SUBJ READING LANG ARTS (5002) Test Company: ETS Score Range: 100-200 | All enrolled students who have completed all nonclinical courses, 2018-19 | | | | | | 134 | 121 | 90% | 168 |
| | Other enrolled students, 2018-19 | 100 | 100 | 100% | 174 | 157 | 278 | 263 | 95% | 171 |
| | All program completers, 2018-19 | 65 | 65 | 100% | 176 | 157 | 490 | 480 | 98% | 171 |
| | All program completers, 2017-18 | 39 | 39 | 100% | 174 | 157 | 430 | 425 | 99% | 171 |
| | All program completers, 2016-17 | 10 | 10 | 100% | 181 | 157 | 280 | 278 | 99% | 171 |
| ELEM ED MULTI SUBJ SCIENCES (DISC) (5035) Test Company: ETS Score Range: 100-200 | All enrolled students who have completed all nonclinical courses, 2018-19 | | | | | | | | | |
| | Other enrolled students, 2018-19 | | | | | | | | | |
| | All program completers, 2018-19 | | | | | | | | | |
| | All program completers, 2017-18 | | | | | | | | | |
| | All program completers, 2016-17 | | | | | | 1 | | | |
| ELEM ED MULTI SUBJ SCIENCES (5005) Test Company: ETS Score Range: 100-200 | All enrolled students who have completed all nonclinical courses, 2018-19 | | | | | | 133 | 89 | 67% | 162 |
| | Other enrolled students, 2018-19 | 99 | 97 | 98% | 174 | 159 | 279 | 235 | 84% | 168 |
| | All program completers, 2018-19 | 65 | 65 | 100% | 175 | 159 | 492 | 465 | 95% | 170 |
| | All program completers, 2017-18 | 39 | 39 | 100% | 176 | 159 | 429 | 418 | 97% | 170 |
| | All program completers, 2016-17 | 10 | 10 | 100% | 174 | 159 | 280 | 272 | 97% | 169 |

Single Assessment Institution-Level Pass Rate Data: Traditional Teacher Preparation Program Within IHE

|  | | HEOA - Title II 2018 - 2019 Academic Year | | | | | | | | |
|--|---|--|---------------------------|-------------------------|------------------------------------|-----------------------------------|--------------------------|---------------------------|---------------------|--------------------------------|
| Institution Name | | UNIVERSITY ARKANSAS FAYETTEVILLE | | | | | | | | |
| Institution Code | | 6866 | | | | | | | | |
| State | | Arkansas | | | | | | | | |
| | | | | | | | February 3, 2020 | | | |
| Assessment Information ¹ | Group | Number Taking Assessment | Number Passing Assessment | Institutional Pass Rate | Institutional Average Scaled Score | Assessment Cut Score ² | Statewide | | | |
| | | | | | | | Number Taking Assessment | Number Passing Assessment | Statewide Pass Rate | Statewide Average Scaled Score |
| ELEM ED MULTI SUBJ SOCIAL STUDIES (DISC) (5034) Test Company: ETS Score Range: 100-200 | All enrolled students who have completed all nonclinical courses, 2018-19 | | | | | | | | | |
| | Other enrolled students, 2018-19 | | | | | | | | | |
| | All program completers, 2018-19 | | | | | | | | | |
| | All program completers, 2017-18 | | | | | | | | | |
| | All program completers, 2016-17 | | | | | | 1 | | | |
| ELEM ED MULTI SUBJ SOCIAL STUDIES (5004) Test Company: ETS Score Range: 100-200 | All enrolled students who have completed all nonclinical courses, 2018-19 | | | | | | 132 | 84 | 64% | 159 |
| | Other enrolled students, 2018-19 | 99 | 97 | 98% | 168 | 155 | 277 | 221 | 80% | 162 |
| | All program completers, 2018-19 | 65 | 65 | 100% | 172 | 155 | 492 | 449 | 91% | 165 |
| | All program completers, 2017-18 | 39 | 39 | 100% | 171 | 155 | 430 | 411 | 96% | 165 |
| | All program completers, 2016-17 | 10 | 10 | 100% | 168 | 155 | 279 | 267 | 96% | 164 |
| ENGLISH LANGUAGE ARTS: CONTENT AND ANALYSIS (5039) Test Company: ETS Score Range: 100-200 | All enrolled students who have completed all nonclinical courses, 2018-19 | | | | | | 13 | 11 | 85% | 172 |
| | Other enrolled students, 2018-19 | | | | | | 26 | 22 | 85% | 173 |
| | All program completers, 2018-19 | 8 | | | | 168 | 62 | 59 | 95% | 175 |
| | All program completers, 2017-18 | 9 | | | | 168 | 68 | 65 | 96% | 175 |
| | All program completers, 2016-17 | 6 | | | | 168 | 71 | 70 | 99% | 177 |
| FAMILY AND CONSUMER SCIENCES (5122) Test Company: ETS Score Range: 100-200 | All enrolled students who have completed all nonclinical courses, 2018-19 | | | | | | 5 | | | |
| | Other enrolled students, 2018-19 | 2 | | | | 153 | 3 | | | |
| | All program completers, 2018-19 | 4 | | | | 153 | 15 | 14 | 93% | 161 |
| | All program completers, 2017-18 | 1 | | | | 153 | 14 | 14 | 100% | 164 |
| | All program completers, 2016-17 | 7 | | | | 153 | 22 | 22 | 100% | 163 |


Single Assessment Institution-Level Pass Rate Data: Traditional Teacher Preparation Program Within IHE

| | |
|--|--|
|  | HEOA - Title II 2018 - 2019 Academic Year |
| | Institution Name UNIVERSITY ARKANSAS FAYETTEVILLE |
| | Institution Code 6866 |
| | State Arkansas |

February 3, 2020

| Assessment Information ¹ | Group | Number Taking Assessment | Number Passing Assessment | Institutional Pass Rate | Institutional Average Scaled Score | Assessment Cut Score ² | Statewide | | | |
|---|---|--------------------------|---------------------------|-------------------------|------------------------------------|-----------------------------------|--------------------------|---------------------------|---------------------|--------------------------------|
| | | | | | | | Number Taking Assessment | Number Passing Assessment | Statewide Pass Rate | Statewide Average Scaled Score |
| FRENCH WORLD LANGUAGE (5174) Test Company: ETS Score Range: 100-200 | All enrolled students who have completed all nonclinical courses, 2018-19 | | | | | | | | | |
| | Other enrolled students, 2018-19 | | | | | | | | | |
| | All program completers, 2018-19 | | | | | | | | | |
| | All program completers, 2017-18 | | | | | | | | | |
| | All program completers, 2016-17 | | | | | | 2 | | | |
| HEALTH AND PE (DISC) (5856) Test Company: ETS Score Range: 100-200 | All enrolled students who have completed all nonclinical courses, 2018-19 | | | | | | | | | |
| | Other enrolled students, 2018-19 | | | | | | | | | |
| | All program completers, 2018-19 | | | | | | | | | |
| | All program completers, 2017-18 | | | | | | | | | |
| | All program completers, 2016-17 | 2 | | | | 144 | 2 | | | |
| HEALTH AND PE (5857) Test Company: ETS Score Range: 100-200 | All enrolled students who have completed all nonclinical courses, 2018-19 | | | | | | 37 | 29 | 78% | 163 |
| | Other enrolled students, 2018-19 | 7 | | | | 155 | 36 | 29 | 81% | 161 |
| | All program completers, 2018-19 | 22 | 22 | 100% | 167 | 155 | 119 | 118 | 99% | 165 |
| | All program completers, 2017-18 | 25 | 22 | 88% | 164 | 155 | 117 | 114 | 97% | 165 |
| | All program completers, 2016-17 | 44 | 40 | 91% | 167 | 155 | 171 | 165 | 96% | 165 |
| INTERDIS EARLY CHILD EDUCATION (5023) Test Company: ETS Score Range: 100-200 | All enrolled students who have completed all nonclinical courses, 2018-19 | | | | | | 1 | | | |
| | Other enrolled students, 2018-19 | | | | | | | | | |
| | All program completers, 2018-19 | 4 | | | | 160 | 7 | | | |
| | All program completers, 2017-18 | 3 | | | | 160 | 6 | | | |
| | All program completers, 2016-17 | | | | | | 3 | | | |


Single Assessment Institution-Level Pass Rate Data: Traditional Teacher Preparation Program Within IHE

| | |
|--|--|
|  | HEOA - Title II 2018 - 2019 Academic Year |
| | Institution Name UNIVERSITY ARKANSAS FAYETTEVILLE |
| | Institution Code 6866 |
| | State Arkansas |

February 3, 2020

| Assessment Information ¹ | Group | Number Taking Assessment | Number Passing Assessment | Institutional Pass Rate | Institutional Average Scaled Score | Assessment Cut Score ² | Statewide | | | |
|---|---|--------------------------|---------------------------|-------------------------|------------------------------------|-----------------------------------|--------------------------|---------------------------|---------------------|--------------------------------|
| | | | | | | | Number Taking Assessment | Number Passing Assessment | Statewide Pass Rate | Statewide Average Scaled Score |
| MATHEMATICS CONTENT KNOWLEDGE (5161) Test Company: ETS Score Range: 100-200 | All enrolled students who have completed all nonclinical courses, 2018-19 | | | | | | 7 | | | |
| | Other enrolled students, 2018-19 | 3 | | | | 160 | 20 | 13 | 65% | 162 |
| | All program completers, 2018-19 | 4 | | | | 160 | 43 | 31 | 72% | 163 |
| | All program completers, 2017-18 | 7 | | | | 160 | 42 | 38 | 90% | 168 |
| | All program completers, 2016-17 | 9 | | | | 160 | 39 | 36 | 92% | 168 |
| MIDDLE SCHOOL ENG LANG ARTS (5047) Test Company: ETS Score Range: 100-200 | All enrolled students who have completed all nonclinical courses, 2018-19 | | | | | | 25 | 11 | 44% | 160 |
| | Other enrolled students, 2018-19 | | | | | | 15 | 6 | 40% | 162 |
| | All program completers, 2018-19 | | | | | | 49 | 41 | 84% | 168 |
| | All program completers, 2017-18 | | | | | | 47 | 41 | 87% | 167 |
| | All program completers, 2016-17 | | | | | | 58 | 46 | 79% | 167 |
| MIDDLE SCHOOL MATHEMATICS (5169) Test Company: ETS Score Range: 100-200 | All enrolled students who have completed all nonclinical courses, 2018-19 | | | | | | 19 | 12 | 63% | 161 |
| | Other enrolled students, 2018-19 | | | | | | 21 | 13 | 62% | 166 |
| | All program completers, 2018-19 | | | | | | 43 | 40 | 93% | 172 |
| | All program completers, 2017-18 | | | | | | 80 | 68 | 85% | 171 |
| | All program completers, 2016-17 | | | | | | 81 | 78 | 96% | 172 |
| MIDDLE SCHOOL SCIENCE (DISCONTINUED) (0439) Test Company: ETS Score Range: 100-200 | All enrolled students who have completed all nonclinical courses, 2018-19 | | | | | | | | | |
| | Other enrolled students, 2018-19 | | | | | | | | | |
| | All program completers, 2018-19 | | | | | | | | | |
| | All program completers, 2017-18 | | | | | | | | | |
| | All program completers, 2016-17 | | | | | | | 1 | | |


Single Assessment Institution-Level Pass Rate Data: Traditional Teacher Preparation Program Within IHE

| | |
|--|--|
|  | HEOA - Title II 2018 - 2019 Academic Year |
| | Institution Name UNIVERSITY ARKANSAS FAYETTEVILLE |
| | Institution Code 6866 |
| | State Arkansas |

February 3, 2020

| Assessment Information ¹ | Group | Number Taking Assessment | Number Passing Assessment | Institutional Pass Rate | Institutional Average Scaled Score | Assessment Cut Score ² | Statewide | | | |
|---|---|--------------------------|---------------------------|-------------------------|------------------------------------|-----------------------------------|--------------------------|---------------------------|---------------------|--------------------------------|
| | | | | | | | Number Taking Assessment | Number Passing Assessment | Statewide Pass Rate | Statewide Average Scaled Score |
| MIDDLE SCHOOL SCIENCE (5440) Test Company: ETS Score Range: 100-200 | All enrolled students who have completed all nonclinical courses, 2018-19 | | | | | | 12 | 7 | 58% | 153 |
| | Other enrolled students, 2018-19 | | | | | | 20 | 12 | 60% | 148 |
| | All program completers, 2018-19 | | | | | | 37 | 28 | 76% | 152 |
| | All program completers, 2017-18 | | | | | | 55 | 50 | 91% | 159 |
| | All program completers, 2016-17 | | | | | | 70 | 60 | 86% | 156 |
| MIDDLE SCHOOL SOCIAL STUDIES (5089) Test Company: ETS Score Range: 100-200 | All enrolled students who have completed all nonclinical courses, 2018-19 | | | | | | 20 | 17 | 85% | 162 |
| | Other enrolled students, 2018-19 | | | | | | 14 | 12 | 86% | 167 |
| | All program completers, 2018-19 | | | | | | 55 | 53 | 96% | 162 |
| | All program completers, 2017-18 | | | | | | 53 | 49 | 92% | 164 |
| | All program completers, 2016-17 | | | | | | 54 | 48 | 89% | 160 |
| MUSIC CONTENT KNOWLEDGE (0113) Test Company: ETS Score Range: 100-200 | All enrolled students who have completed all nonclinical courses, 2018-19 | | | | | | 12 | 11 | 92% | 167 |
| | Other enrolled students, 2018-19 | | | | | | 27 | 22 | 81% | 162 |
| | All program completers, 2018-19 | 18 | 17 | 94% | 171 | 157 | 101 | 96 | 95% | 168 |
| | All program completers, 2017-18 | 18 | 18 | 100% | 167 | 157 | 90 | 89 | 99% | 169 |
| | All program completers, 2016-17 | 17 | 16 | 94% | 171 | 157 | 92 | 88 | 96% | 168 |
| PHYSICAL ED CONTENT AND DESIGN (5095) Test Company: ETS Score Range: 100-200 | All enrolled students who have completed all nonclinical courses, 2018-19 | | | | | | | | | |
| | Other enrolled students, 2018-19 | | | | | | | | | |
| | All program completers, 2018-19 | | | | | | | | | |
| | All program completers, 2017-18 | | | | | | | | | |
| | All program completers, 2016-17 | 2 | | | | | 169 | 3 | | |


Single Assessment Institution-Level Pass Rate Data: Traditional Teacher Preparation Program Within IHE

| | |
|--|--|
|  | HEOA - Title II 2018 - 2019 Academic Year |
| | Institution Name UNIVERSITY ARKANSAS FAYETTEVILLE |
| | Institution Code 6866 |
| | State Arkansas |

February 3, 2020

| Assessment Information ¹ | Group | Number Taking Assessment | Number Passing Assessment | Institutional Pass Rate | Institutional Average Scaled Score | Assessment Cut Score ² | Statewide | | | | |
|--|---|--------------------------|---------------------------|-------------------------|------------------------------------|-----------------------------------|--------------------------|---------------------------|---------------------|--------------------------------|--|
| | | | | | | | Number Taking Assessment | Number Passing Assessment | Statewide Pass Rate | Statewide Average Scaled Score | |
| PHYSICS CONTENT KNOWLEDGE (5265) Test Company: ETS Score Range: 100-200 | All enrolled students who have completed all nonclinical courses, 2018-19 | | | | | | | | | | |
| | Other enrolled students, 2018-19 | | | | | | | | | | |
| | All program completers, 2018-19 | 1 | | | | 135 | 2 | | | | |
| | All program completers, 2017-18 | 3 | | | | 135 | 3 | | | | |
| | All program completers, 2016-17 | 5 | | | | 135 | 7 | | | | |
| PRAXIS I MATHEMATICS (DISCONTINUED) (0730) Test Company: ETS Score Range: 150-190 | All enrolled students who have completed all nonclinical courses, 2018-19 | | | | | | | | | | |
| | Other enrolled students, 2018-19 | | | | | | | | | | |
| | All program completers, 2018-19 | | | | | | | | | | |
| | All program completers, 2017-18 | | | | | | 4 | | | | |
| | All program completers, 2016-17 | 51 | 51 | 100% | 181 | 171 | 107 | 107 | 100% | 180 | |
| PRAXIS I READING (DISCONTINUED) (0710) Test Company: ETS Score Range: 150-190 | All enrolled students who have completed all nonclinical courses, 2018-19 | | | | | | | | | | |
| | Other enrolled students, 2018-19 | | | | | | | | | | |
| | All program completers, 2018-19 | | | | | | | | | | |
| | All program completers, 2017-18 | | | | | | 4 | | | | |
| | All program completers, 2016-17 | 50 | 50 | 100% | 179 | 172 | 106 | 106 | 100% | 179 | |
| PRAXIS I WRITING (DISCONTINUED) (0720) Test Company: ETS Score Range: 150-190 | All enrolled students who have completed all nonclinical courses, 2018-19 | | | | | | | | | | |
| | Other enrolled students, 2018-19 | | | | | | | | | | |
| | All program completers, 2018-19 | | | | | | | | | | |
| | All program completers, 2017-18 | | | | | | 3 | | | | |
| | All program completers, 2016-17 | 47 | 47 | 100% | 177 | 173 | 98 | 96 | 98% | 177 | |


Single Assessment Institution-Level Pass Rate Data: Traditional Teacher Preparation Program Within IHE

| | |
|--|--|
|  | HEOA - Title II 2018 - 2019 Academic Year |
| | Institution Name UNIVERSITY ARKANSAS FAYETTEVILLE |
| | Institution Code 6866 |
| | State Arkansas |

February 3, 2020

| Assessment Information ¹ | Group | Number Taking Assessment | Number Passing Assessment | Institutional Pass Rate | Institutional Average Scaled Score | Assessment Cut Score ² | Statewide | | | |
|--|---|--------------------------|---------------------------|-------------------------|------------------------------------|-----------------------------------|--------------------------|---------------------------|---------------------|--------------------------------|
| | | | | | | | Number Taking Assessment | Number Passing Assessment | Statewide Pass Rate | Statewide Average Scaled Score |
| PRINC LEARNING AND TEACHING 5-9 (5623) Test Company: ETS Score Range: 100-200 | All enrolled students who have completed all nonclinical courses, 2018-19 | | | | | | 13 | 11 | 85% | 174 |
| | Other enrolled students, 2018-19 | 2 | | | | 160 | 17 | 17 | 100% | 177 |
| | All program completers, 2018-19 | 14 | 14 | 100% | 175 | 160 | 125 | 124 | 99% | 174 |
| | All program completers, 2017-18 | 3 | | | | 160 | 129 | 128 | 99% | 175 |
| | All program completers, 2016-17 | 5 | | | | 160 | 164 | 164 | 100% | 174 |
| PRINC LEARNING AND TEACHING 7-12 (5624) Test Company: ETS Score Range: 100-200 | All enrolled students who have completed all nonclinical courses, 2018-19 | | | | | | 41 | 39 | 95% | 171 |
| | Other enrolled students, 2018-19 | 8 | | | | 157 | 71 | 65 | 92% | 171 |
| | All program completers, 2018-19 | 67 | 63 | 94% | 174 | 157 | 410 | 400 | 98% | 173 |
| | All program completers, 2017-18 | 90 | 87 | 97% | 174 | 157 | 472 | 463 | 98% | 173 |
| | All program completers, 2016-17 | 98 | 97 | 99% | 175 | 157 | 469 | 465 | 99% | 173 |
| PRINC LEARNING AND TEACHING EARLY CHILD (5621) Test Company: ETS Score Range: 100-200 | All enrolled students who have completed all nonclinical courses, 2018-19 | | | | | | 3 | | | |
| | Other enrolled students, 2018-19 | | | | | | 2 | | | |
| | All program completers, 2018-19 | 5 | | | | 157 | 12 | 12 | 100% | 169 |
| | All program completers, 2017-18 | 26 | 25 | 96% | 176 | 157 | 54 | 53 | 98% | 172 |
| | All program completers, 2016-17 | 100 | 100 | 100% | 174 | 157 | 311 | 310 | 100% | 171 |
| PRINC LEARNING AND TEACHING K-6 (5622) Test Company: ETS Score Range: 100-200 | All enrolled students who have completed all nonclinical courses, 2018-19 | | | | | | 50 | 44 | 88% | 175 |
| | Other enrolled students, 2018-19 | 5 | | | | 160 | 86 | 77 | 90% | 175 |
| | All program completers, 2018-19 | 73 | 73 | 100% | 180 | 160 | 541 | 529 | 98% | 176 |
| | All program completers, 2017-18 | 55 | 55 | 100% | 179 | 160 | 478 | 473 | 99% | 176 |
| | All program completers, 2016-17 | 29 | 28 | 97% | 173 | 160 | 329 | 328 | 100% | 175 |


Single Assessment Institution-Level Pass Rate Data: Traditional Teacher Preparation Program Within IHE

| | |
|--|--|
|  | HEOA - Title II 2018 - 2019 Academic Year |
| | Institution Name UNIVERSITY ARKANSAS FAYETTEVILLE |
| | Institution Code 6866 |
| | State Arkansas |


February 3, 2020

| Assessment Information ¹ | Group | Number Taking Assessment | Number Passing Assessment | Institutional Pass Rate | Institutional Average Scaled Score | Assessment Cut Score ² | Statewide | | | |
|--|---|--------------------------|---------------------------|-------------------------|------------------------------------|-----------------------------------|--------------------------|---------------------------|---------------------|--------------------------------|
| | | | | | | | Number Taking Assessment | Number Passing Assessment | Statewide Pass Rate | Statewide Average Scaled Score |
| SE CORE KNOWLEDGE & APPLICATIONS (5354) Test Company: ETS Score Range: 100-200 | All enrolled students who have completed all nonclinical courses, 2018-19 | | | | | | 13 | 13 | 100% | 172 |
| | Other enrolled students, 2018-19 | 7 | | | | 151 | 9 | | | |
| | All program completers, 2018-19 | 15 | 15 | 100% | 177 | 151 | 46 | 46 | 100% | 175 |
| | All program completers, 2017-18 | 16 | 16 | 100% | 175 | 151 | 42 | 42 | 100% | 175 |
| | All program completers, 2016-17 | 3 | | | | 151 | 17 | 17 | 100% | 173 |
| SOCIAL STUDIES CONTENT & INTERPRETATION (5086) Test Company: ETS Score Range: 100-200 | All enrolled students who have completed all nonclinical courses, 2018-19 | | | | | | 10 | 7 | 70% | 154 |
| | Other enrolled students, 2018-19 | | | | | | 33 | 20 | 61% | 156 |
| | All program completers, 2018-19 | 8 | | | | 153 | 51 | 47 | 92% | 162 |
| | All program completers, 2017-18 | 6 | | | | 153 | 72 | 71 | 99% | 163 |
| | All program completers, 2016-17 | 10 | 9 | 90% | 171 | 153 | 61 | 59 | 97% | 164 |
| SPANISH WORLD LANGUAGE (5195) Test Company: ETS Score Range: 100-200 | All enrolled students who have completed all nonclinical courses, 2018-19 | | | | | | | | | |
| | Other enrolled students, 2018-19 | | | | | | 2 | | | |
| | All program completers, 2018-19 | 2 | | | | 168 | 5 | | | |
| | All program completers, 2017-18 | 3 | | | | 168 | 10 | 10 | 100% | 178 |
| | All program completers, 2016-17 | 4 | | | | 168 | 9 | | | |
| SPEECH COMMUNICATION: CK (5221) Test Company: ETS Score Range: 100-200 | All enrolled students who have completed all nonclinical courses, 2018-19 | | | | | | 2 | | | |
| | Other enrolled students, 2018-19 | | | | | | 1 | | | |
| | All program completers, 2018-19 | 3 | | | | 141 | 5 | | | |
| | All program completers, 2017-18 | 1 | | | | 141 | 4 | | | |
| | All program completers, 2016-17 | | | | | | 3 | | | |

Single Assessment Institution-Level Pass Rate Data: Traditional Teacher Preparation Program Within IHE

|  | | HEOA - Title II 2018 - 2019 Academic Year | | | | | | | | |
|--|---|--|---------------------------|-------------------------|------------------------------------|-----------------------------------|--------------------------|---------------------------|---------------------|--------------------------------|
| Institution Name | | UNIVERSITY ARKANSAS FAYETTEVILLE | | | | | | | | |
| Institution Code | | 6866 | | | | | | | | |
| State | | Arkansas | | | | | | | | |
| | | | | | | | February 3, 2020 | | | |
| Assessment Information ¹ | Group | Number Taking Assessment | Number Passing Assessment | Institutional Pass Rate | Institutional Average Scaled Score | Assessment Cut Score ² | Statewide | | | |
| | | | | | | | Number Taking Assessment | Number Passing Assessment | Statewide Pass Rate | Statewide Average Scaled Score |
| TECHNOLOGY EDUCATION (5051) Test Company: ETS Score Range: 100-200 | All enrolled students who have completed all nonclinical courses, 2018-19 | | | | | | | | | |
| | Other enrolled students, 2018-19 | | | | | | | | | |
| | All program completers, 2018-19 | 1 | | | | 159 | 1 | | | |
| | All program completers, 2017-18 | 3 | | | | 159 | 3 | | | |
| | All program completers, 2016-17 | | | | | | | | | |
| THEATRE (5641) Test Company: ETS Score Range: 100-200 | All enrolled students who have completed all nonclinical courses, 2018-19 | | | | | | | | | |
| | Other enrolled students, 2018-19 | | | | | | 1 | | | |
| | All program completers, 2018-19 | 3 | | | | 154 | 4 | | | |
| | All program completers, 2017-18 | 1 | | | | 154 | 3 | | | |
| | All program completers, 2016-17 | | | | | | 2 | | | |
| WORLD LANGUAGE PEDAGOGY (5841) Test Company: ETS Score Range: 100-200 | All enrolled students who have completed all nonclinical courses, 2018-19 | | | | | | | | | |
| | Other enrolled students, 2018-19 | | | | | | 2 | | | |
| | All program completers, 2018-19 | 2 | | | | 158 | 5 | | | |
| | All program completers, 2017-18 | 3 | | | | 158 | 11 | 11 | 100% | 187 |
| | All program completers, 2016-17 | 4 | | | | 158 | 11 | 11 | 100% | 182 |
| EDTPA: EARLY CHILDHOOD (TPA0014) Test Company: E.S. Pearson* Score Range: 15-75 | All enrolled students who have completed all nonclinical courses, 2018-19 | | | | | | | | | |
| | Other enrolled students, 2018-19 | | | | | | | | | |
| | All program completers, 2018-19 | | | | | | | | | |
| | All program completers, 2017-18 | | | | | | | | | |
| | All program completers, 2016-17 | | | | | | 2 | | | |

Single Assessment Institution-Level Pass Rate Data: Traditional Teacher Preparation Program Within IHE

| | |
|--|--|
|  | HEOA - Title II 2018 - 2019 Academic Year |
| | Institution Name UNIVERSITY ARKANSAS FAYETTEVILLE |
| | Institution Code 6866 |
| | State Arkansas |

February 3, 2020

| Assessment Information ¹ | Group | Number Taking Assessment | Number Passing Assessment | Institutional Pass Rate | Institutional Average Scaled Score | Assessment Cut Score ² | Statewide | | | |
|---|---|--------------------------|---------------------------|-------------------------|------------------------------------|-----------------------------------|--------------------------|---------------------------|---------------------|--------------------------------|
| | | | | | | | Number Taking Assessment | Number Passing Assessment | Statewide Pass Rate | Statewide Average Scaled Score |
| EDTPA: MIDDLE CHILDHOOD MATHEMATICS (TPA0016) Test Company: E.S. Pearson* Score Range: 15-75 | All enrolled students who have completed all nonclinical courses, 2018-19 | | | | | | | | | |
| | Other enrolled students, 2018-19 | | | | | | 1 | | | |
| | All program completers, 2018-19 | | | | | | | | | |
| | All program completers, 2017-18 | | | | | | | | | |
| | All program completers, 2016-17 | | | | | | | 1 | | |
| FOUNDATIONS OF READING (ESP0090) Test Company: E.S. Pearson* Score Range: 100-300 | All enrolled students who have completed all nonclinical courses, 2018-19 | | | | | | 35 | 27 | 77% | 241 |
| | Other enrolled students, 2018-19 | 3 | | | | 229 | 42 | 33 | 79% | 240 |
| | All program completers, 2018-19 | 49 | 46 | 94% | 254 | 229 | 204 | 174 | 85% | 245 |
| | All program completers, 2017-18 | | | | | | 6 | | | |
| | All program completers, 2016-17 | | | | | | | | | |

Note: In cases where there are less than ten students taking the assessment or license/certificate, the number passing and pass rate are not reported.

¹Tests with multiple delivery options (computer, paper, etc.) will be noted with the assessment code for one format only.

²Cut scores may vary for groups depending upon when the cut scores are established by the state and when each group completed their teacher certification or licensure assessment.

*Questions regarding tests listed by this testing company must be addressed to your state Title II Coordinator.